

Technical Report

82575-SRL-RP-XT-005-P1

Project



The Laboratory Measurement of The Airborne
Sound Insulation of Various Ceiling Void
Barriers

Prepared for

Siderise (Special Products) Ltd

Published

26 November 2025

Quality Assurance	
Project Title	The Laboratory Measurement of The Airborne Sound Insulation of Various Ceiling Void Barriers
Document Title	Laboratory Test Report
Client	Siderise (Special Products) Ltd
Client Address	Lady Lane Industrial Estate Hadleigh Ipswich IP7 6BQ
Author	Kieron Farrow Tester kfarrow@srltsl.com 
Checker	Allen Smalls Quality Manager 
Report Number	82575-SRL-RP-XT-005-PI

Version History

Version	Date	Comments
PI	26/11/2025	

Contents

1.0	Description of Test.....	4
2.0	Results.....	5
	Drawing 1 – Example of Test Set Up (Test 41)	6
	Drawing 2 – Example of Test Set Up (Test 42)	7
	Appendix A - Details of Measurements.....	8
	Appendix B – Test Procedure	10
	Appendix C – Measurement Uncertainty	12

1.0 Description of Test

Tests have been done in SRL's East Laboratory at Holbrook House, Sudbury, Suffolk, to determine the sound reduction index of various ceiling void barriers in accordance with BS EN ISO 10140-2: 2021.

The results are given in 1/3rd octave bands over the frequency range 50Hz to 10kHz, which is beyond that required by the test standard. Measurements outside the standard frequency range are not UKAS accredited.

1.1 Description of Sample

Various ceiling void barriers were installed and tested in our East laboratory. See Section 2.0, Test Certificates 20084 & 20085 and Drawing 1 and Drawing 2 for details.

Sampling plan:	Enough for test only
Sample condition:	New
Details supplied by:	Siderise (Special Products) Ltd
Sample installed by:	Siderise (Special Products) Ltd

1.2 Sample Delivery Date

28 March 2025

1.3 Test Procedures

The sample was mounted/located and tested in accordance with the relevant standard. The details of measurements are given in Appendix A. The method and procedure are described in Appendix B. The measurement uncertainty is given in Appendix C.

2.0 Results

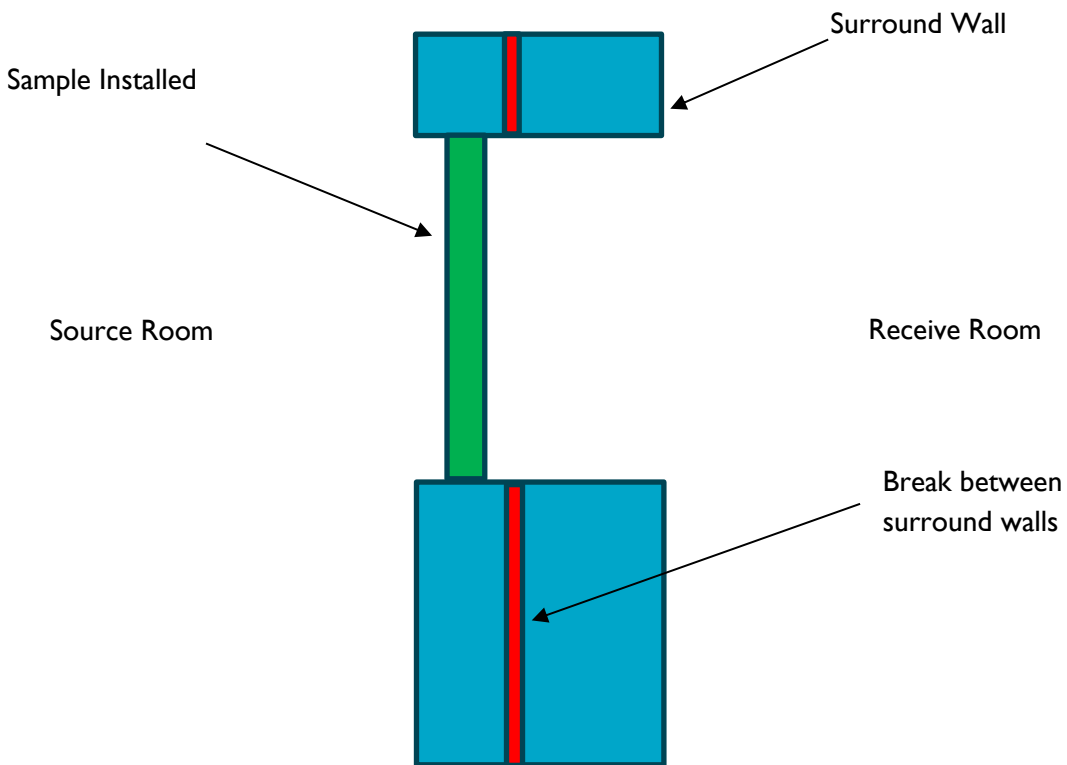
The results of the measurements and subsequent analysis are given in Test Certificates 20084 & 20085 and summarised below.

Results relate only to the items as received and tested.

SRL Test & Cert No	Description in Brief	$R_w (C;C_{tr})$ dB	*STC
41 20084	Siderise FLI0P	31 (-1;-3)	31
42 20085	Siderise FLI0P 50mm void Siderise FLI0P	42 (-3;-9)	42

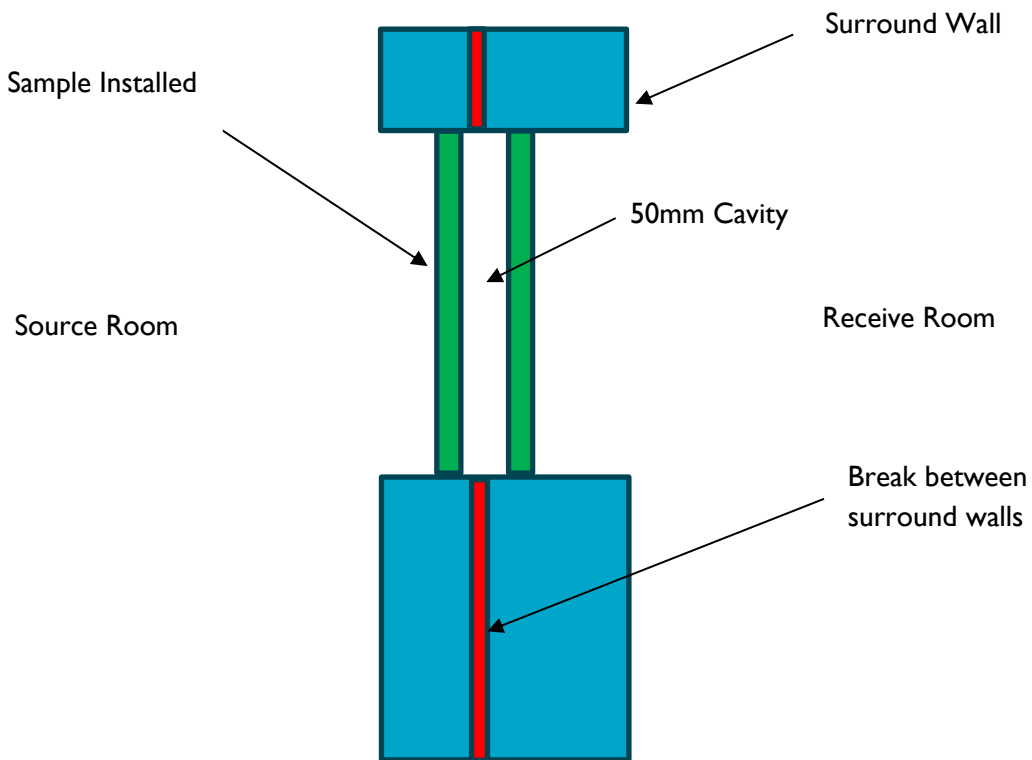
* Calculation of STC to ASTM E413-22 based on measurements to BS EN ISO 10140-2:2021 and are not covered by our UKAS accreditation.

Drawing 1 – Example of Test Set Up (Test 41)



Not to Scale

Drawing 2 – Example of Test Set Up (Test 42)



Not to Scale

Appendix A - Details of Measurements

A1. Location

SRL Technical Services (Sound Research Laboratories)
 Holbrook House
 Little Waldingfield
 Sudbury
 Suffolk
 CO10 0TF
 Tel: 01787 247595

A2. Test Date

03 April 2025

A3. Tester

Kieron Farrow of SRL Technical Services Limited

A4. Instrumentation and Apparatus Used

Make	Description	Type
Norsonic	Multichannel Sound Level Meter	Nor850
Norsonic	Rotating microphone boom	Nor265
G.R.A.S	Microphone Pre-Amp	26AK
G.R.A.S	Calibrator	42AB
G.R.A.S	Microphone	40AR

Make	Description	Type
dbx	Graphic Equaliser	131s
Crown	Class D Amplifier	XLS 1502
Bruel & Kjaer	Omni directional loudspeaker	4296
QSC Audio	Power Amplifier	RMX 1450
Testo	Barometer	511
Testo	Temperature & Humidity Probe	605-H1

A5. References

- BS EN ISO 717-1:2020 Rating of sound insulation in buildings and of building elements.
Part 1: Airborne Sound Insulation.
- BS EN ISO 10140-2:2021 Laboratory measurement of sound insulation for building elements.
Part 2: Measurement of airborne sound insulation.
- ASTM E413-22 Classification for rating sound insulation.

Appendix B – Test Procedure

Measurement of Sound Transmission in Accordance with BS EN ISO 10140-2 – TP33

In the laboratory, airborne sound transmission is determined from the difference in sound pressure levels measured across a test sample installed between two reverberant rooms. The difference in measured sound pressure levels is corrected for the amount of absorption in the receiving room. The test is done under conditions which restrict the transmission of sound by paths other than directly through the sample. The source sound field is randomly incident on the sample.

The test sample is located and sealed in an aperture within the block dividing wall between the two rectangular reverberant or acoustically "live" rooms, both of which are constructed from blockwork with reinforced concrete floors and roofs. The block wall has dimensions of 4.18m wide x 2.62m high and forms the whole of the common area between the two rooms.

One of the rooms termed the source room has a nominal volume of 62 cubic metres and is isolated by the use of resilient mountings and seals, from the surrounding structure and the adjoining room. The adjoining receiving room has a nominal volume of 50 cubic metres.

Broad band noise is produced in the source room from an electronic generator, power amplifier and loudspeaker. The resulting sound pressure levels in both rooms are sampled, filtered into one third octave band widths, integrated and averaged by means of a Real Time Analyser using a microphone on an oscillating microphone boom. The value obtained at any particular frequency is known as the equivalent sound pressure level for either source or receiving rooms. The change in level across the test sample is termed the equivalent sound pressure level difference, i.e.

$$D = L_1 - L_2$$

where

- D is the equivalent sound pressure level difference, dB
- L₁ is the equivalent sound pressure level in the source room, dB
- L₂ is the equivalent sound pressure level in the receiving room, dB

The Sound Reduction Index (R), also known by the American terminology Sound Transmission Loss, is defined as the number of decibels by which sound energy randomly incident on the test sample is reduced in transmitting through it and is given by the formula:

$$R = D + 10 \log_{10} \frac{S}{A} \dots\dots\dots \text{in decibels}$$

where

S is the area of the sample, m²

A is the total absorption in the receiving room, m²

The Sound Reduction Index is an expression of the laboratory sound transmission performance of a particular element or construction. It is a function of the mass, thickness, sealing, method of mounting etc., and is independent of the overall area of the sample.

However, when a sample is installed on site and forms part of an enclosure of building, the sound insulation obtained will be dependent upon its surface area, the larger the area the greater the sound energy transmitted, as well as the absorption in the receiving area. In addition, the overall sound insulation of an enclosure is also determined by the sound transmission through other building elements, some of which may have an inferior performance to the sample. Because of this the potential Sound Reduction Index of a sample is not always fully realised in practice. A further consequence is that the Sound Reduction Index of a particular sample can only successfully be measured in a laboratory because only under such controlled conditions can the sound transmission path be limited to the sample under test.

R_w, C and C_{tr} have been calculated in accordance with the relevant section of BS EN ISO 717-1 from the results of laboratory tests carried out in accordance with BS EN ISO 10140-2.

Appendix C – Measurement Uncertainty

The following values of uncertainty are derived from BS EN ISO 12999-1 and based on a standard deviation of reproducibility multiplied by a coverage factor of $k = 2$, which provides a level of confidence of approximately 95%.

Frequency, Hz	Uncertainty, \pm dB
100	6.0
125	5.4
160	4.8
200	4.2
250	3.6
315	3.6
400	3.6
500	3.6
630	3.6
800	3.6
1000	3.6
1250	3.6
1600	3.6
2000	3.6
2500	3.8
3150	4.0
4000	4.8
5000	5.6
$R_w, D_{n,e,w}$	2.4
$R_w, D_{n,e,w} + C_{100-5000}$	2.6
$R_w, D_{n,e,w} + C_{tr 100-5000}$	3.0
D_{LR}	3.0

This report shall not be reproduced, except in full, without written approval of SRL Technical Services Ltd

The services listed below are services which SRL can offer. They are not covered by our UKAS accreditation except for some of our Lab and site testing. For further details please contact us directly.

Acoustics

Since 1967, our team of acoustic consultants has played a key role in major projects where noise or vibration is an issue, in the UK and across the globe – whether it’s planning, performance prediction, design, inspection, troubleshooting, measurement or commissioning.

Air Quality

We offer a comprehensive service to model, monitor and analyse air quality, delivering assessments for a broad range of projects and purposes, for both private and public sector clients.

Carbon & Net Zero

Top of the agenda is tackling energy and carbon reduction to limit the impact of climate change. Our team of consultants will help you to achieve your sustainability objectives.

Lab & Site Testing

Design based on test data will always achieve the best results – and that’s why we offer a wide range of acoustic testing at our independently accredited laboratories, as well as on-site testing to support live projects.

Monitoring

Our specialist services to monitor and assess noise, vibration, dust, air quality and odour employ the latest technology to provide remote access to data, helping to address issues quickly and to protect our clients.

Noise & Vibration

Ensuring noise and vibration does not exceed agreed levels is an important part of our environmental management services, using state-of-the-art technology to access real-time data remotely, to enable swift remedial action if required.

Odour & Dust

As part of our portfolio of environmental monitoring services, we offer specialist advice on the adverse impact of dust and odour across a range of projects including construction, waste handling and mineral extraction.

Sustainability

Minimising the impact on the environment is at the centre of today’s business objectives. Our specialist services help our clients to fulfil their obligations, whether it’s a BREEAM assessment, Energy Carbon Reduction or Net Zero.