

## LINEAR GAP SEALS SCHEME

Certificate number: IFCC 1830

Certificate only valid if verified on website – [www.ifccertification.com](http://www.ifccertification.com)

Issued by IFC Certification Ltd part of the Kiwa UK Group

This is to certify that

### Siderise Insulation Ltd

Forge Industrial Estate

Maesteg

Bridgend CF34 0AH

Telephone: 01656 730833

Who manufacture the following systems:

### Siderise EW-CB30/CB30X, EW-FS60/FS60X & EW-FS120/FS120X Cavity Barriers and Fire Stops

have satisfied the requirements of the Linear Gap Seals scheme SDP 14 v1.5. This includes the testing of products to **BS EN 1366-4:2006+A1:2010**, **BS EN 1366-4:2021**, the inspection of their Factory Production Control and continuing surveillance audits, and testing of samples of products taken from production. The product specification and reports are detailed below and in the tables on pages 2 and 3 of this certificate.

Report numbers in italics refer to tests where products have been tested generally in accordance with the standard; in which case the test result is only valid to the specimen as tested.

Test reports: 431532/R, 551364, 431544, 424137A, 424701, 516527/R, 541158B/R, 534965/R, 550129, 550131, PAR/25686/01, PAR/25704/01

Initial Certification: 06 June 2023

Revised: 20 May 2025


Valid to: 24 April 2028

Issue number: 8

David Mowatt  
Head of IFC Certification /  
Kiwa Group Limited

*This certificate consists of 7 pages.  
Publication of this certificate is permitted.*





The production of fire-resistant products are manufactured in accordance with assessment/ test reports referenced within the following tables:

### Horizontal

Product / Test Reports	Product thickness (mm)	Product length (mm)	Fit type	Integrity (mins)	Insulation (mins)	Gap width (mm)	Fixing Type	Qty brackets	Fixing centres (mm)
EW-CB30 431532/R (H)	75	1200	Friction* <sup>2</sup>	90	30	20-50	No bracket	0	N/A
424137A (A)			Friction	90	30	51-150	B65/110	2	600
EW-CB30X 551364 (B)	90					151-250	B195		
						251-400	B355		

\*<sup>2</sup> Refer to Ref PAR/25704/01 for friction fit assessment.

Product / Test Reports	Product thickness (mm)	Product length (mm)	Fit type	Integrity (mins)	Insulation (mins)	Gap width (mm)	Fixing Type	Qty brackets	Fixing centres (mm)
EW-FS60 534965/R (A)	100	1200	Friction	90	60	20-50	No bracket	0	N/A
534965/R (C)						51-150	B65/110	2	600
						151-250	B195		
EW-FS60X 551364 (B)	120					251-400	B355		

Product / Test Reports	Product thickness (mm)	Product length (mm)	Fit type	Integrity (mins)	Insulation (mins)	Gap width (mm)	Fixing Type	Qty brackets	Fixing centres (mm)
EW-FS120 431532/R (E)	120	1200	Friction	120	120	20-50	No bracket	0	N/A
424137A (B)						51-150	B65/110	2	600
						151-250	B195		
EW-FS120X 551364 (A)	150					251-400	B355		

### Horizontal with Masonry Support Angle Interface

Product / Test Reports	Product thickness (mm)	Product length (mm)	Fit type	Integrity (mins)	Insulation (mins)	Gap width (mm)	Fixing Type	Qty brackets	Fixing centres (mm)
EW- FS120	120	1200	Friction	120	120	250	B355	2	600
						250	B355		
516527/R*						250	B355		

\*Refer to Annex B for Support Angle penetration details and drawings.



## Vertical

Product / Test Reports	Product thickness (mm)	Product length (mm)	Fit type	Integrity (mins)	Insulation (mins)	Gap width (mm)	Fixing Type	Qty brackets	Fixing centres (mm)		
EW-CB30 431532/R (D)	75	1200	Friction* <sup>2</sup>	90	30	20-50	No bracket	0	N/A		
431544 (B)			Friction* <sup>1</sup>			51-150	B65/110	2	600		
EW-CB30X 424701 (B)						90	151-250			B195	
						251-400	B355				

\*<sup>1</sup> Refer to Ref PAR/25686/01 for friction fit assessment.\*<sup>2</sup> Refer to Ref PAR/25704/01 for friction fit assessment.

Product / Test Reports	Product thickness (mm)	Product length (mm)	Fit type	Integrity (mins)	Insulation (mins)	Gap width (mm)	Fixing Type	Qty brackets	Fixing centres (mm)	
EW-FS60 431532/R (C)	100	1200	Friction* <sup>2</sup>	90	60	20-50	No bracket	0	N/A	
541158B/R (B)			Friction			51-150	B65/110	2	600	
						151-250	B195			
EW-FS60X 550129 (A)	120					251-400	B355			

\*<sup>2</sup> Refer to Ref PAR/25704/01 for friction fit assessment.

Product / Test Reports	Product thickness (mm)	Product length (mm)	Fit type	Integrity (mins)	Insulation (mins)	Gap width (mm)	Fixing Type	Qty brackets	Fixing centres (mm)
EW-FS120 431532/R (A)	120	1200	Friction	120	120	20-50	No bracket	0	N/A
431544 (A)						51-150	B65/110	2	600
EW-FS120X 550131 (A)	150					151-250	B195		
						251-400	B355		

Signed on behalf of Kiwa UK

David Mowatt  
Head of IFC Certification /  
Kiwa Group Limited

The scope of the certification is limited to the details and parameters contained within these reports and all aspects of the specification and limitations defined therein must be satisfied.

It is the certificate holder's responsibility to ensure that the latest version/ revision of the above reports are maintained as part of the audited FPC system.

Failure to comply with all specifications will invalidate the certification and may jeopardise the fire performance.

Page 3 of 7



## Annex A

- i. All cavity barriers tested to, or generally in accordance with, either BS EN 1366-4:2006+A1:2010 or BS EN 1366-4:2021
- ii. All brackets to be suitably fixed to substrate with non-combustible fixings, or brackets are mortared into brick coursing
- iii. All brackets to penetrate product at mid-thickness
- iv. All brackets to penetrate to a depth of 75% of the gap width
- v. Galvanised steel brackets or stainless-steel brackets
- vi. Brackets must be installed at 600mm centres based on a 1200mm strip. This can be reduced pro rata for shorter lengths. Please note that 2 brackets are required for any length of barrier over 250mm. For lengths  $\leq 250$ mm a single bracket can be utilized
- vii. Friction fit - product should be sized equal to void width and installed with no gaps. Product supplied in strip form will have a -0mm/+4mm tolerance
- viii. The inclusion of DPC will not impact the performance of the product

## Annex B

Horizontal EW-FS120 – Test Report 516527/R - refer to the following masonry support angle penetrations and drawings:

Consideration must be made for heat transfer through the support angles, particularly for Specimens A & B, and the placement of combustible materials adjacent to them.

**Specimen A:**


Masonry Support Angle fully penetrating the product and protruding the unexposed face by 18mm

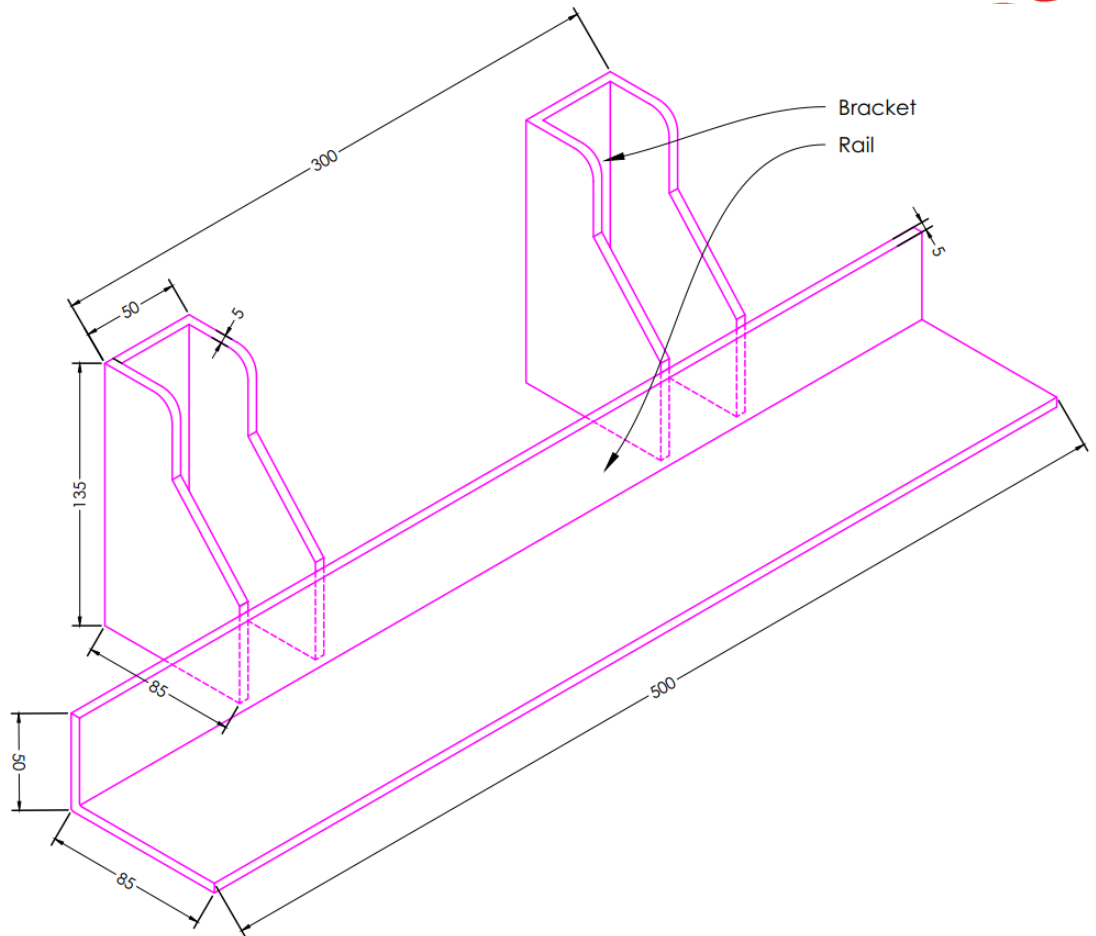
**Specimen B:**

Masonry Support Angle fully penetrating the product, flush with the unexposed face and protruding the exposed face by 15mm

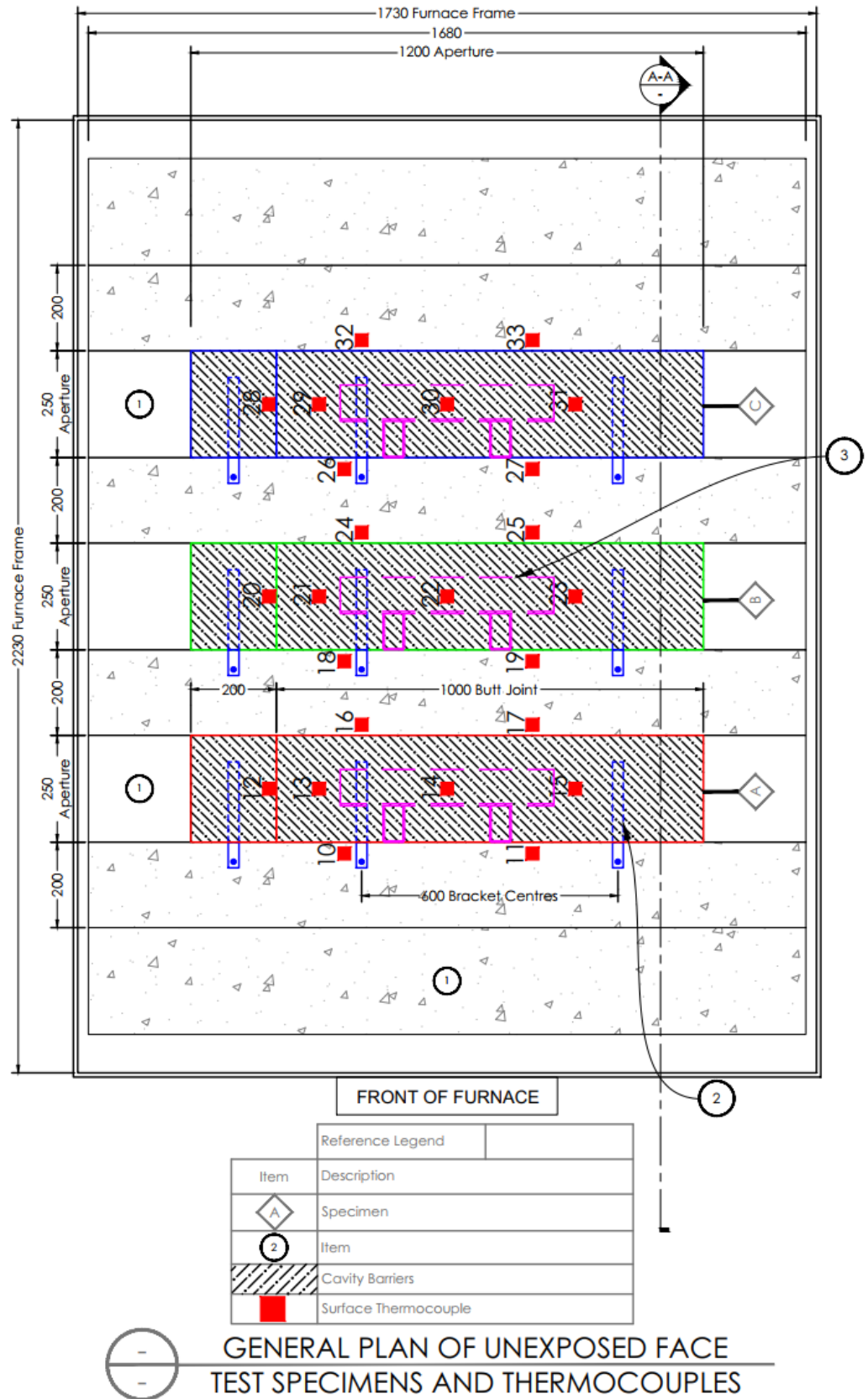
**Specimen C:**


Masonry Support Angle penetrating the product by 50% and protruding the exposed face by 75mm



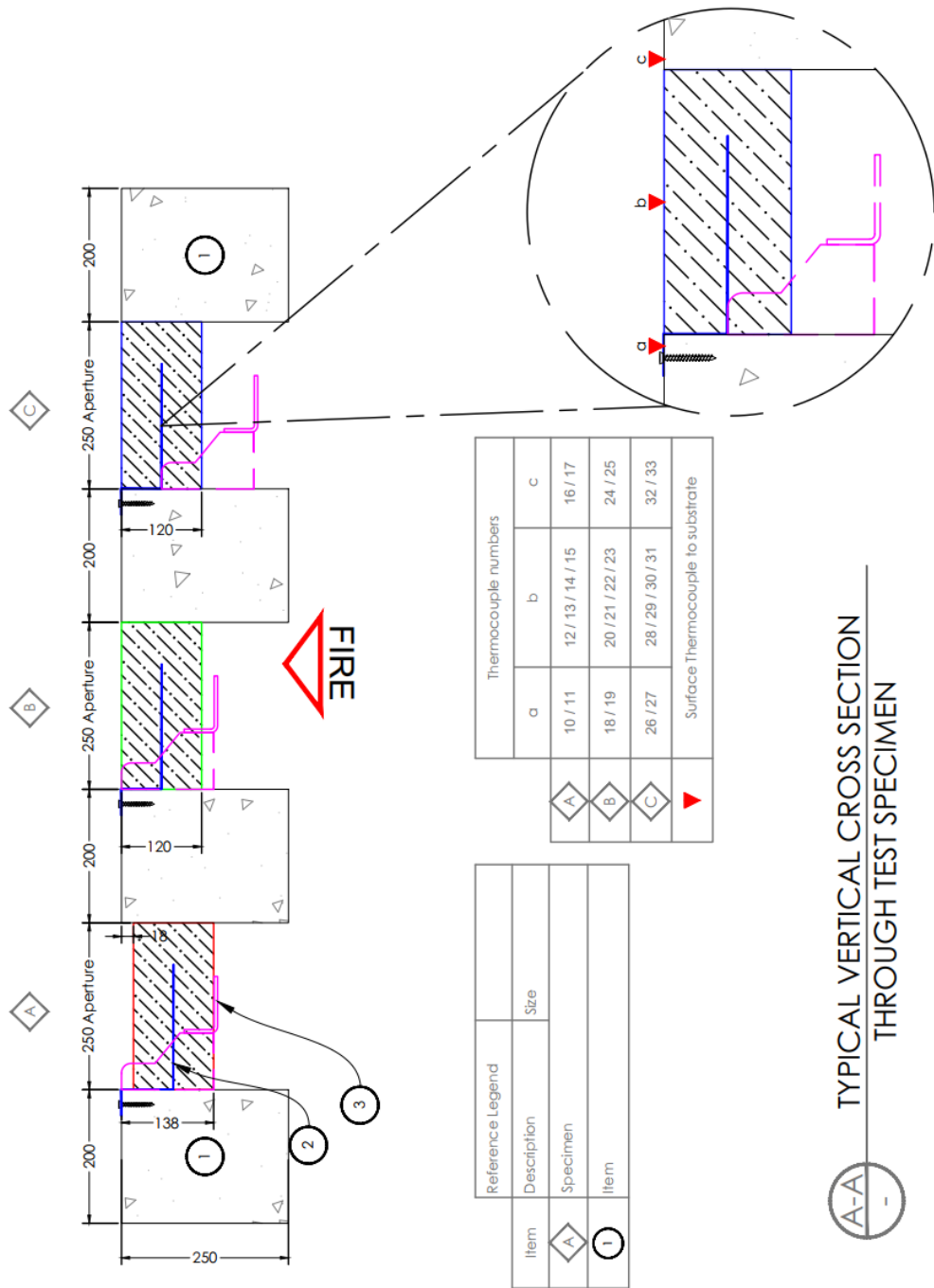


BRICK SUPPORT DRAWING AND DETAIL





# CERTIFICATE



- Key:
- 1) Supporting construction comprised of concrete lintels
  - 2) B355 Bracket
  - 3) Masonry Support Angle